


How to Login to Canvas




This Page: Using a *Web Browser* to log in to Account

Prefer a video?: [Click Here](#)

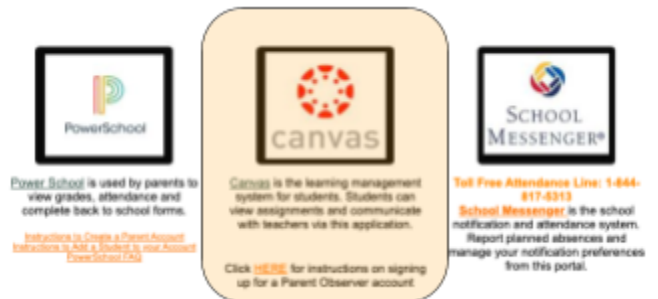
Step 1: Go to <https://www.dcs.k12.oh.us/>



Step 2: Click Parent & Student Portal

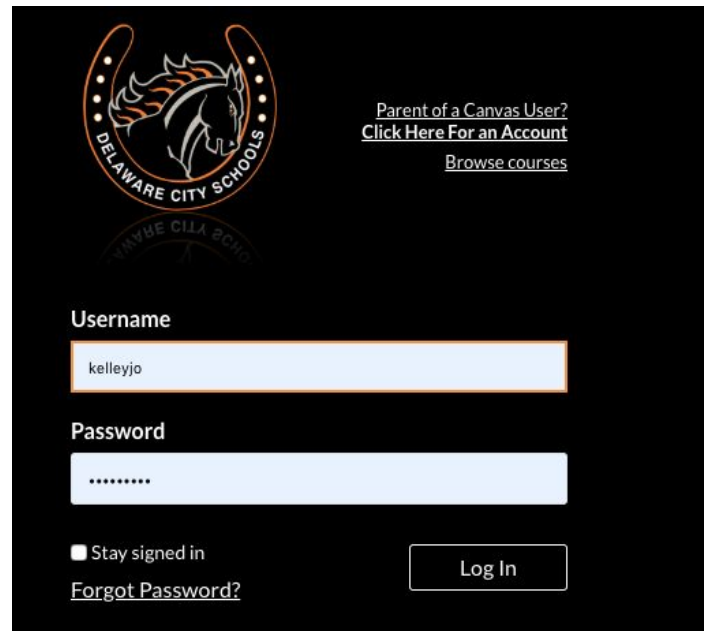


Step 3: Click the Canvas Icon

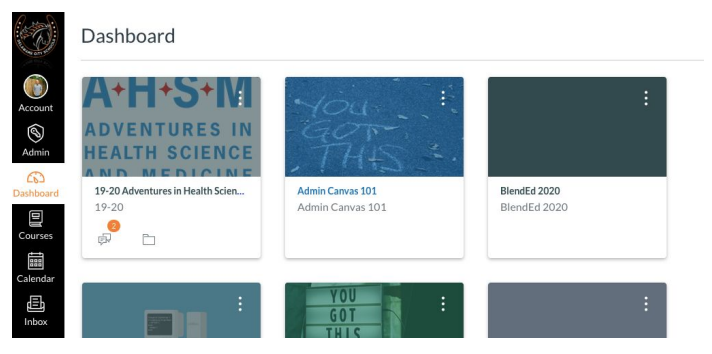


Step 4: Log in using 6 & 2

- **First 6 letters of your last name followed by the first 2 letters of your first name.**
- **Example - Jon Kelley's username is "kelleyjo"**
- **Need to become an observer? [Click here](#)**



Step 5: This will take you to the dashboard which provides access and updates in favorited courses.



Canvas terms to become familiar with...

- **Announcements:** View and read the announcements. Sometimes can make comments on announcements.
- **Assignments:** View the assignments index page. [Observers](#) cannot submit assignments or view or take Quizzes.
- **Calendar:** View calendars of the courses the student is enrolled in. [Observers](#) cannot view the personal calendar of the student(s).
- **Graded Discussions:** View your own student's discussion posts. [Observers](#) cannot comment or participate. [Observers](#) cannot view other students' posts.
- **Files:** Preview and download some files.
- **Grades:** View grades including assignment comments for your student(s). You can also view assignment scores and due dates, and print grades. Cannot change grades.
- **Modules:** View the point values for individual assignments. Can click any link in modules.

- **Notifications:** View and change personal notification preferences.